

ILF KOMMUNAL 143HP



ENERGREEN[®] *America*
Professional Machines 

SELF-PROPELLED HYDROSTATIC MACHINES



SELF-PROPELLED
HYDROSTATIC MACHINES



BRUSHCUTTER

The Essential Multifunction Hydrostatic Machine

ILF **Kommunal** is a multifunction self-propelled machine equipped with a front quick coupling system that allows the installation of multiple equipments for green maintenance, construction work and multi-season roads maintenance.

Thanks to the fixed cabin and the front-mounted equipment, the operator can enjoy maximum visibility and comfort while working. In addition to the tool setted on the front side, it is possible to arrange different configurations to manage equipments also on the back side.

This self-propelled machine is equipped with the latest generation **Deutz engine** that provides **143 HP** in compliance with the **EPA Tier 4f** anti-pollution regulations.

ILF **KOMMUNAL**



STRENGTHS

ILF KOMMUNAL



STRENGTHS



Safety and Comfort

- FOPS-ROPS homologated cabin
- High visibility panoramic windscreen
- Excellent working ergonomics
- SCD Stability Control Device



Quality

- Deutz 143 HP powerful engine
- EPA Tier 4f emission
- Heavy Duty hydrostatic transmission
- Main parts made with special steel



Multifunctional

- Many tools available
- Green maintenance and forestry work
- Winter viability
- Construction works



Productivity

- Quick Connection System for the equipment
- More tools applicable at the same time
- Maximum maneuverability on all fields
- Maximum 360° visibility





POLYVALENT

Multipurpose Machine for countless applications

ILF **Kommunal** is the ideal multifunction machine for those who daily have to face several kinds of works. Equipped with a quick attachment front system, this self-propelled machine can be quickly set up with several tools for green maintenance, construction sites works, all-season road services. Moreover, it is possible to arrange different configurations for the setting up of equipments on the back side.



360° VISIBILITY



GREAT VISIBILITY OF THE WHEEL



Total view of the Working Environment

When getting inside the ILF **Kommunal** the first surprising feature is the wide glass window that offers a maximum 360° visibility for the full control of the working environment.

The adjustable steering wheel, the comfortable seat and the intuitive and ergonomic system control establish from the first moment, a strong feeling between the operator and the machine, immediately ready to react, for making every day of hard work much easier.



CABIN COMFORT



Maximum Safety and Comfort

ILF **Kommunal** cabin is homologated according to the FOPS-ROPS regulation that guarantees the protection against overturning and objects fall.

The cabin is completely isolated and efficiently air-conditioned thanks to a sealing system: soft gasket are settled on fixed and mobile glasses and the cabin is mounted on elastic supports on sustain points. In this way, this multifunction machine is suited for working in dusty and noisy environments for many hours per day, still keeping a high level of comfort.

The cabin is available in three versions:
STANDARD - COMFORT - PRESTIGE



CABIN STANDARD

- Homologation FOPS-ROPS.
- Tilting and adjustable steering wheel.
- On-board computer for diesel engine control.
- Tilting and height-adjustable steering column.
- Adjustable air suspension seat.
- Electric reverser of the machine direction.
- Air conditioning system.
- Anti-pollen air conditioning filter.
- Adjustable armrest with joystick.
- Rear windows darked anti u.v.
- Front windscreen wiper.
- Rotating LED lamp.
- Divisible cabin door 60/40.
- Rear glove box.
- Internal courtesy light.
- External electrical socket 12 volt.
- Side pocket.
- Document holder.
- Cigarette lighter.
- Left rear-view mirror.
- Coat hanger.



CABIN COMFORT

In addition to the installation of the cabine "STANDARD"

- Cruise Control.
- Pedal for instantaneous inversion.
- Radio with Bluetooth/DAB.
- Windscreen curtain with self-wrapping.
- LED working lights.
- GRAMMER MAXIMO XXL seat with air suspension and adjustable lumbar shock absorber



CABIN PRESTIGE

In addition to the installation of the cabine "COMFORT"

- Monitor screen with 1 camera.
- Second flashing lights.
- Porthole with grille, curtain and windscreen wiper.
- Windshield wiper on the right side.
- Fire extinguisher.
- GRAMMER MAXIMO EVOLUTION DYNAMIC seat with larger seat dimensions, air suspension system, longitudinal shock absorber, side suspension, lumbar shock absorber and active climate control system



ADJUSTABLE STEERING WHEEL



MONITOR SCREEN WITH CAMERA



TOP PORTHOLE WITH GRILLE

CABIN STANDARD

CABIN PRESTIGE

CABIN PRESTIGE

MULTIFUNCTIONAL MACHINE

Multifunction Machine

The idea at the base of ILF **Kommunal** project is the extreme level of configuration. The hook and release quick system for the equipment allows a fast re-configuration of the machine, for switching from a kind of job to a completely different one, with a significant cost reduction. Moreover, upon request, it is possible to easily adapt third parts equipments.



EXTREME CUSTOMIZATION



A FRONT APPLICATIONS

- Telescopic arm
- Front loader
- Multipurpose bucket
- Concrete mixer bucket
- Pallet forks
- Snow blade
- Snow ploughshare
- Snow blower
- Guardrail mower
- Mower
- Sweeper
- Traffic signals and road barrier cleaner
- Towing ballast

B REAR APPLICATION

- Blower
- Salt spreader
- Tow hook

QUICK ATTACHMENT





EASY AND FAST FRONT ATTACHMENT

The exclusive Energreen quick change design for ILF **Kommunal** has been inspired by the opportunity for a single operator to hook the attachment in complete autonomy. The system is smart: align the machine with the attachment, insert the guides, block the unit through the hydraulic hook device, connect all hydraulic circuits with only one plate... and now you are ready to experience the maximum work performance! The hydraulic couplings interface is composed by a unique connection plate equipped with an exhaust system that drains the residual pressure in order to make the lock/unlock system much easier.



CONNECT ALL HYDRAULIC CIRCUITS BY USING ONE SINGLE PLATE




IN 4:59 MINUTES... YOU'RE READY FOR THE MAXIMUM OPERATIVITY!

GO!




CONNECT



CONNECT Quick Attachment System

The exclusive quick attachment **CONNECT** system of ILF **Kommunal** allows the operator to set the equipments on the front side in a easy and fast way, while sitting in the cabin. It is composed with two ultra-resistant Hardox® slides, integrated into the frame through two bushing for the self-centering of the equipment and with a piston lock valve that allows to lock the two safety hooks.



FRONT QUICK ATTACHMENT



MULTI-CONNECTION PLATE





Naturally Green

Energreen is a specialist in design and construction of machines and equipments for green maintenance and it has naturally used its experience in this multifunction self-propelled machine.

Indeed, ILF **Kommunal** is incomparable when talking about green maintenance along routes and in others activity connected to the public green: grass cutting on roads edge, deforestation and also construction works. Together with specific and reliable professional equipments it is the ideal, economic and time-safer solution for all the needs related to communication ways.



COMPACT 6.5 COMPACT 7.2

A1

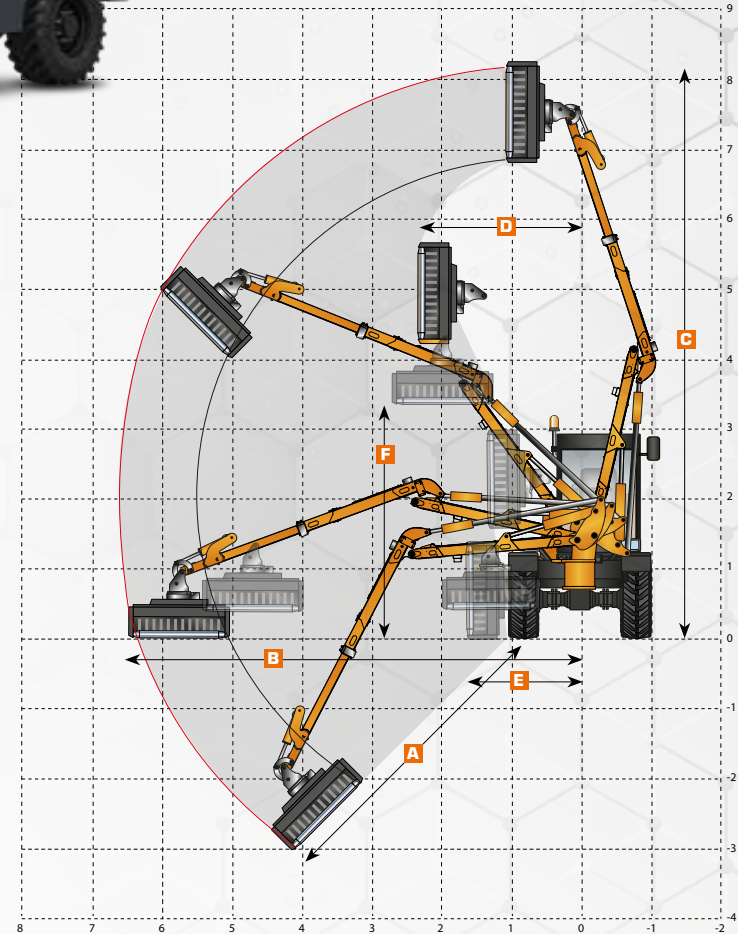


COMPACT ARM

The main feature of the **COMPACT** arm is the adjustable geometry parallelogram. This one allows to reduce the total size of the arm, cancelling the dead zones on the road edges (in height too) and it also allows to extend lengthwise the tool in only one move. This movement is perfect when pruning the tops of hedges.

** Variable dimensions depending on the equipment.*

MOD.	A	B	C	D	E	F
6.5	15'	22'	28'	8'	5'	11'
7.2	17'	24'	29'	8'	5'	11'



Technical and construction specifications may be subject to changes without prior notice.



A1



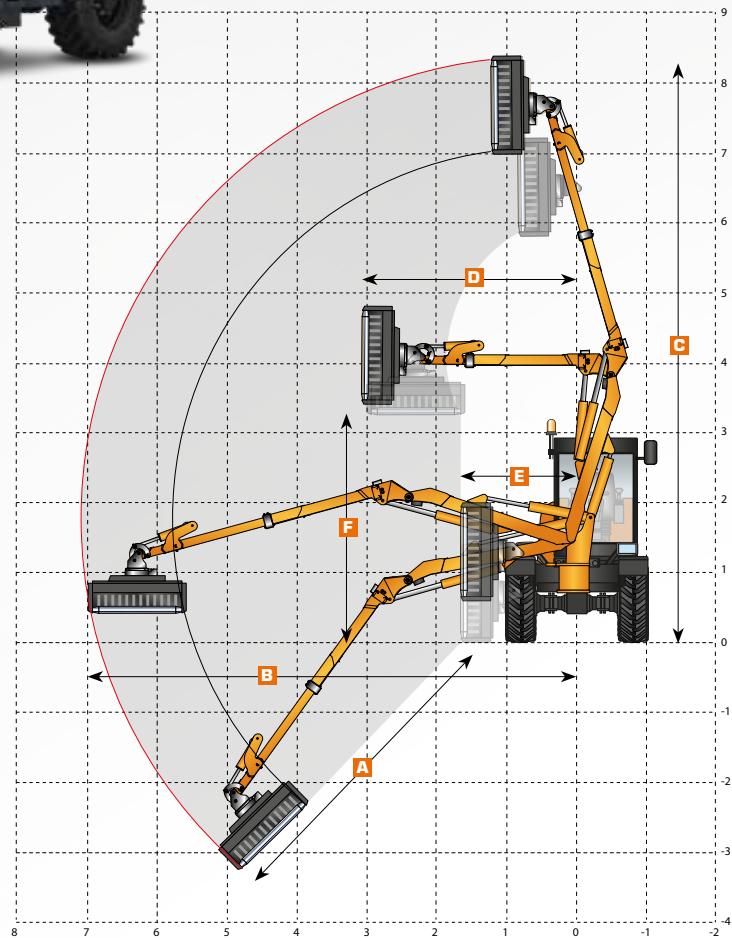
FAST ARM

The **FAST** telescopic arm has been designed to work with an extension up to 22* ft and to reach a maximum height of 27,5* ft. Its particular geometry enhances the characteristics for road maintenance where you want a combination of mowing roadside and finishing work far from the roadside. The sturdy telescopic extension** allows greater work agility and maximum performance even in difficult situations.

* Variable dimensions depending on the equipment.

** Fast 7

MOD.	A	B	C	D	E	F
6	11,5'	20'	24'	10'	5'	11'
7	17'	24'	27'	10'	5'	11'



Technical and construction specifications may be subject to change without prior notice.



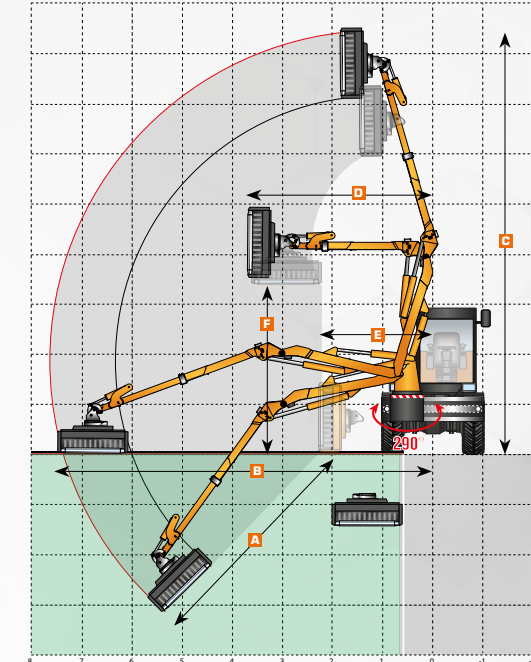
ORBITAL 7

A1



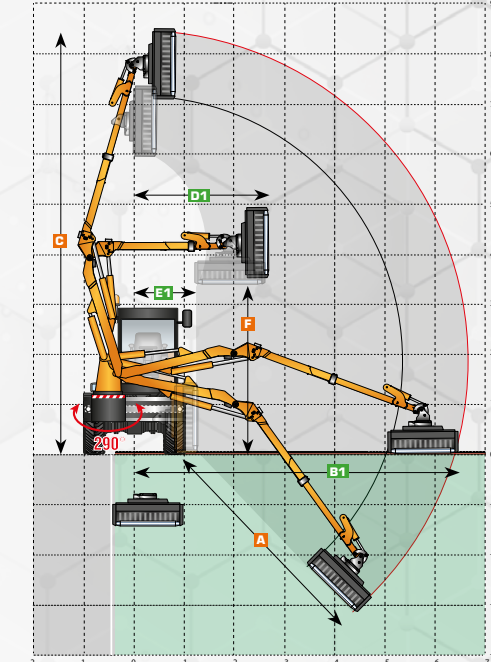
ORBITAL ARM

ORBITAL 7 is a sturdy telescopic arm designed to work on both sides of the roadway while maintaining minimum size on the road. This is possible thanks to a 290° rotating unit and to a hydraulic sideshift that allows the arm to make a horizontal movement from right to left and vice versa.



WORK WITH RIGHT ARM

A	B	C	D	E	F	B1	D1	E1
17'	24'	27'	12'	7'	10'	21'	8'	4'



WORK WITH LEFT ARM

Technical and construction specifications may be subject to change without prior notice.



EQUIPMENT

THE SUITABLE TOOL FOR EVERY WORK



CONVEYOR HEAD



FORESTRY HEAD



SAW BAR



**NEW SPEED
47" and 59"
CUTTING HEAD**

Special steel frame - Frontal hydraulic opening (Optional)
Adjustable roller - Five types of rotors
Engine 35 cc (350 bar) - Cutting diameter 3 1/2" max.



CUTTER BAR



POWER SHEARS



STUMP GRINDER



**RAIBER
DISCOVERY 840
BARRIER MOWER**



EXTRA TRUNK



**ORANGE
PEEL GRAPPLE**



TRUNK PINCERS



**ROTATOR UNIT
ROTATOR UNIT FOR 180°
EQUIPMENT ROTATION**



FORC-ONE



DITCH CLEANER



IRON BRUSH



CONSTRUCTION WORKS

The Best option for Construction Works!

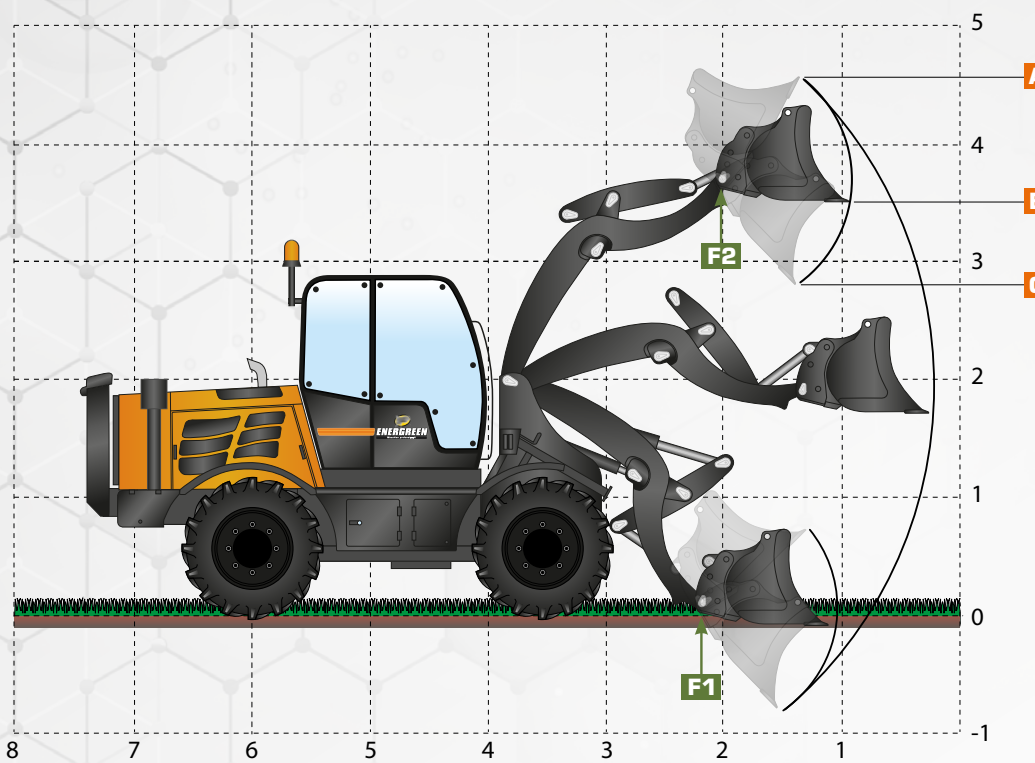
Energreen ILF **Kommunal** is designed to be considered as a construction works machine, for excavation and earthmoving activity, able to respond quickly and completely to the frequent restoration or maintenance works that a municipal authority normally has to face.

Thanks to the sturdy front loader equipped with hydraulic quick change and various tools equipped also with quick couplings, the machine becomes extremely polyvalent and able to perform multiple jobs even in the construction sector such as earthmoving transport of goods on pallet, sweeper, etc.



CUSTOMIZATION

A3



FRONT LOADER

FRONT LOADER with quick coupling. It is equipped with hydraulic quick release for the equipment: bucket, mixer bucket, forks. Maximum reliability and lifting power up to four meters high.

A	B	C	F1	F2	ft ³
15'	11'	9'	6 ton	3 ton	7,06 ft ³

Technical and construction specifications may be subject to change without prior notice.



STANDARD BUCKET



BUCKET MOD. 4X1



BUCKET MIXER



FORKLIFT ATTACHMENT

CUSTOMIZATION

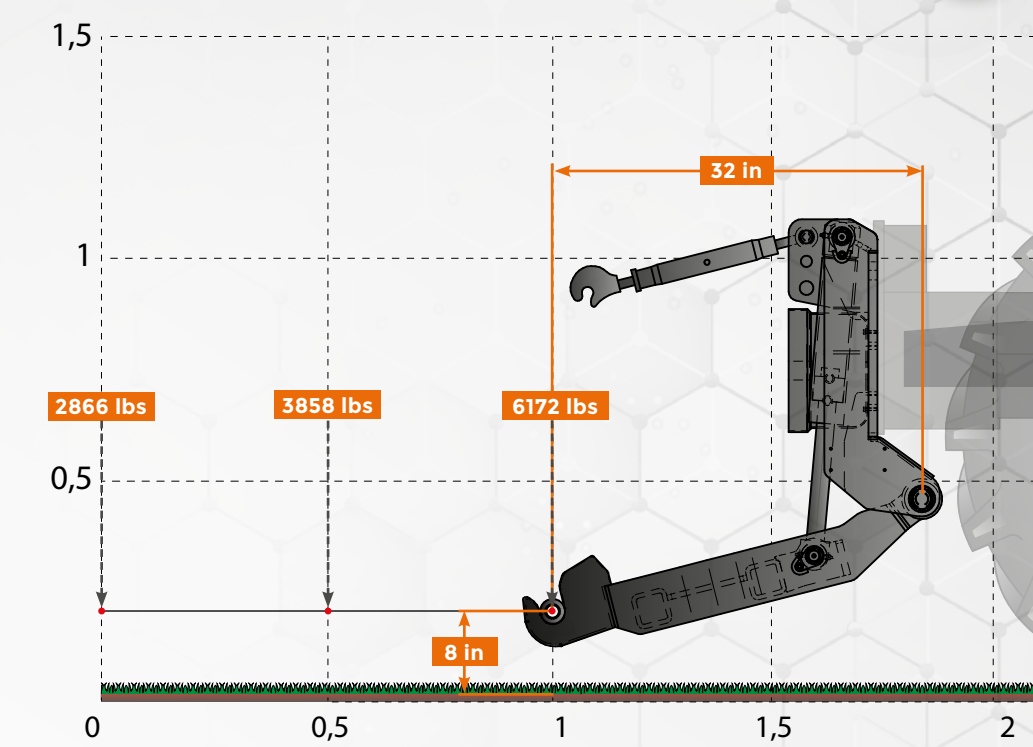
A4



LINKAGE "HERCULES"

The **HERCULES** 3-point hitch with PTO front linkage makes the ILF **Kommunal** a highly efficient machine in any kind of application considering the possibility to install a wide range of commercial accessories by controlling them directly from the cabin, with full and direct control of all working operations.

Technical and construction specifications may be subject to change without prior notice.



FRONT SHREDDER



SIDE SNOW BLOWER



TOW KIT WITH HYDRAULIC BRAKING 10 T.





WINTER ROAD SERVICE

The solution for winter problems

The wide range of winter accessories that can be installed on the ILF **Kommunal** makes the machine particularly efficient both for salt spreading activity and for the removal of the snow-covered roadway.

RELIABILITY IN EVERY CRITICAL SITUATION



SNOW BLADE WITH ONE SECTION



SNOW PLOUGHSHARE



SNOW BLOWER



SNOW BLOWER SIDE

SALT SPREADER



SALT SPREADER



SELF LOADING SALT SPREADER

ILF KOMMUNAL




DEUTZ Power Engine

ILF **Kommunal** is equipped with a **143 HP (105 kW)** 4-cylinder inline engine with liquid-cooled, external exhaust gas recirculation and **EPA Tier 4f** emissions.

The powerful Common Rail injection system at high pressure and the electronic engine control (EMR) with intelligent link to the drive management ensure optimum engine performance at low fuel consumption.

- Minimum consumption of operative liquids compared to competitors.
- Technical support and diagnosis provided by DEUTZ's worldwide service network.



THE ENGINE COMPARTMENT IS EASILY ACCESSIBLE



ON-BOARD COMPUTER FOR DEUTZ DIESEL ENGINE CONTROL

AGILITY

Agility and Accuracy in the Movements

The polyvalent soul of this machine is highlighted also from the 4-wheel drive traction system, all steering, hydraulically configurable from the cab control in 3 different operating modes:

- **2 front steering wheels**, for the maximum agility on road movement.
- **4 steering wheels**, a system that halves the turning range of the machine, ideal for working in narrow areas.
- **4 parallel steering wheels (crab)**, useful for moving special tools or for moving away from an obstacle.



2 STEERING WHEELS



4 STEERING WHEELS CONCENTRIC




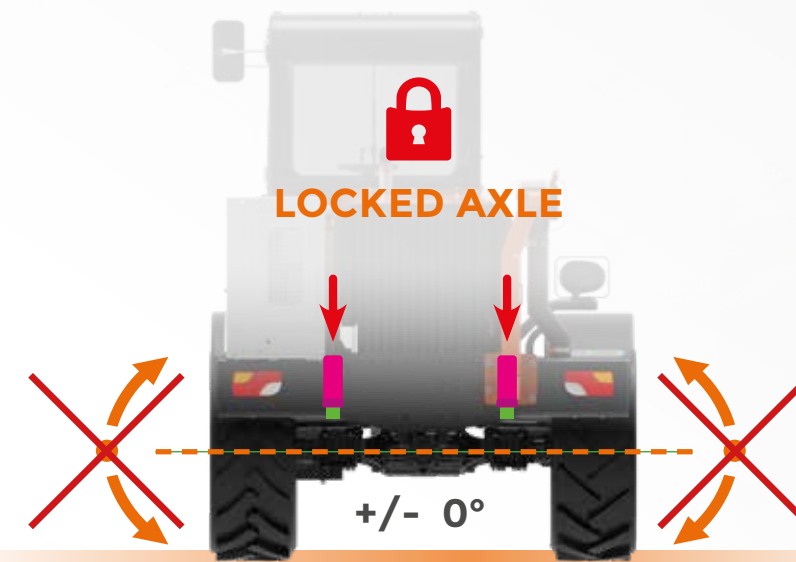
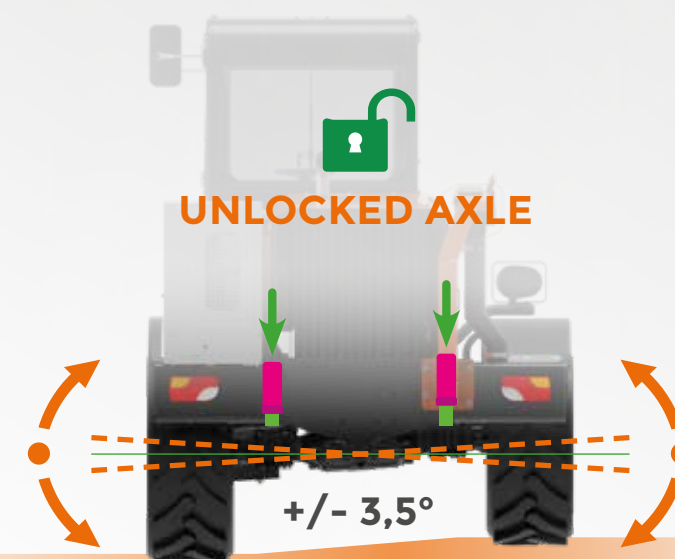
4 STEERING WHEELS PARALLEL



STABILITY

SCD Stability Control Device

The **SCD Stability Control Device** allows to lock the rear axle oscillation, increasing the stability of the machine, in order to guarantee the maximum level of performance and safety for the operator. This plus is composed by two hydraulic jacks fixed on the chassis of the machine and controlled by the operator inside the cab.



JACK FOR OSCILLATION CONTROL



QUALITY

FIVE INDEPENDENT HYDRAULIC SYSTEMS:
1. MOVEMENT 2. CUTTING HEAD 3. STEERING 4. BRAKING 5. ARM FUNCTIONS

INLET HIGH PRESSURE FILTER TO THE DISTRIBUTOR

4 WHEEL DRIVE

FIXED FRONT AXLE

HYDROSTATIC TRANSMISSION

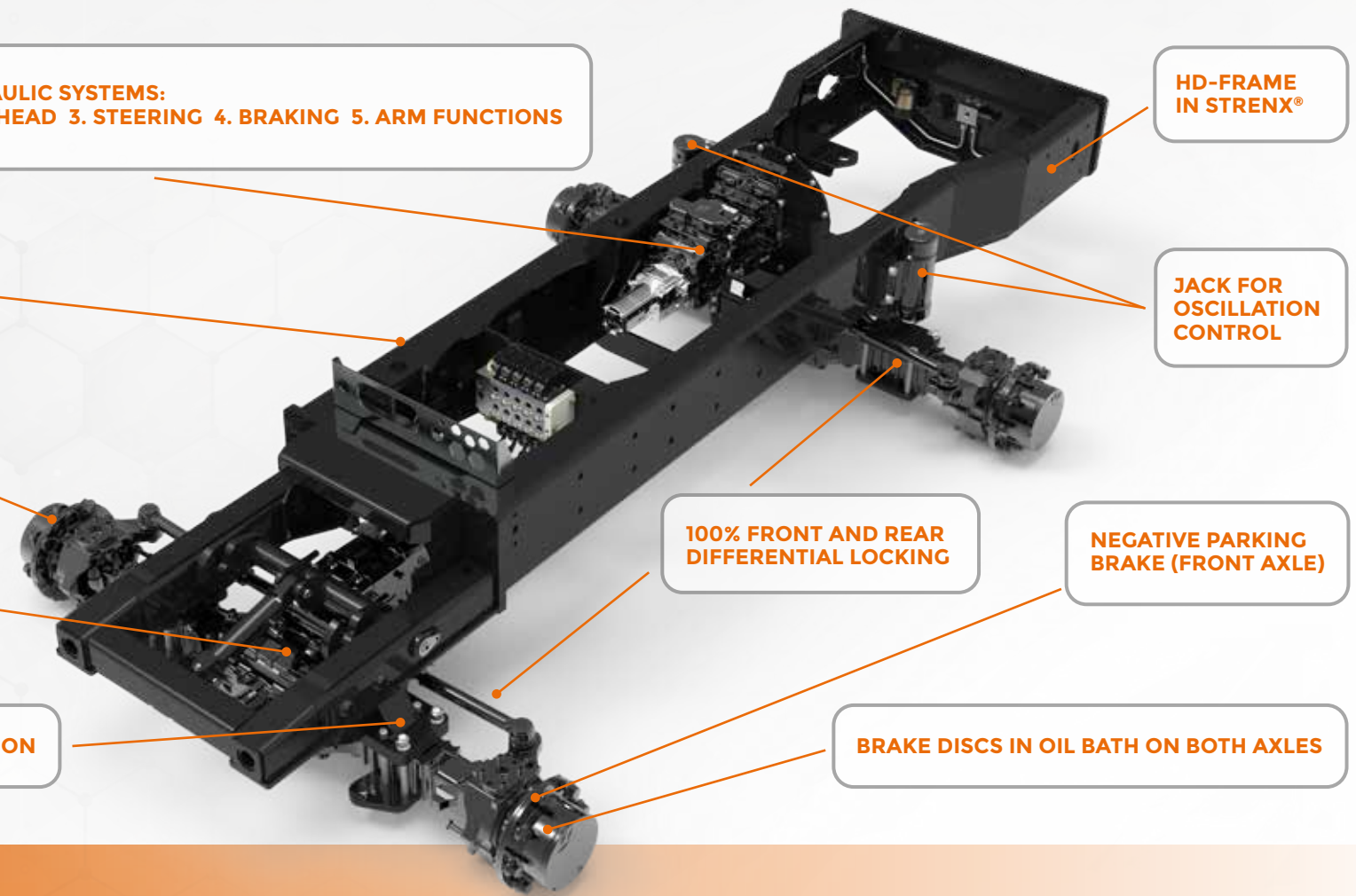
HD-FRAME IN STRENX®

JACK FOR OSCILLATION CONTROL

100% FRONT AND REAR DIFFERENTIAL LOCKING

NEGATIVE PARKING BRAKE (FRONT AXLE)

BRAKE DISCS IN OIL BATH ON BOTH AXLES



AUTO LUBE Automatic greasing system

The **AUTO LUBE** system is built with an electric greasing pump, electronically controlled, that allows to work independently and to be programmed to ensure the best lubrication of pins and bushing of the arm and of hydraulic cylinders. Moreover, this system allows an important reduction of maintenance hours.

JOYSTICK Simple and intuitive

High quality joystick with proportional main controls that allows a precise and smooth control of the equipments. It allows you to move up to 3 arm functions at the same time with an excellent gradual movement.



VEGETATION
MAINTENANCE



WINTER ROAD
SERVICE



CONSTRUCTION
SITES WORK



FORESTRY
WORKS



POLYVALENT

Polyvalent Machine for 1000 applications

ILF **Kommunal** is a multifunctional machine, indispensable for those who use different equipment for multiple jobs.

It can be configured very quickly with the quick coupling system of the equipment. The wide range of accessories available makes it unparalleled from the point of view of the economic investment compared to an agricultural tractor. It can be used for vegetation and winter roads maintenance, it can replace dedicated machines such as sweepers, forklifts or wheel loaders, etc.

ILF **Kommunal** is the best choice for a year-round use, a unique multifunctional tool!



TECHNICAL DATA

TECHNICAL DATA AND DIMENSIONS



Hydraulic braking (10 T) **OPTIONAL**



Tools compartment



Integrated steps



Reverse gear camera **OPTIONAL**



CLEANFIX® reversible self cleaning fan **OPTIONAL**



Cabin porthole **OPTIONAL**

CABIN

Cabin homologation	ROPS - FOPS (1° level)
Steering wheel	Adjustable
Joystick	Electronic
Rotary lamp	Switch inside the cabin
Air conditioning	Electronic
Rear glasses	Darkened anti UV
Adjustable seat	Air suspension
Power socket	12 V

ENGINE

Brand	Deutz TCD 3.6
Type	4 Cylinders Diesel
Power	143 HP (105 kW)
Injection	Common Rail
Exhaust emissions	EPA Tier 4f
Alternator	120 A.
Fuel tank capacity	43 gal
Reversible self cleaning fan	CLEANFIX (optional)
Pre-heating air engine intake	
Air intercooler radiator	
Reinforced cooler radiator	
Computer for visualization engine data	

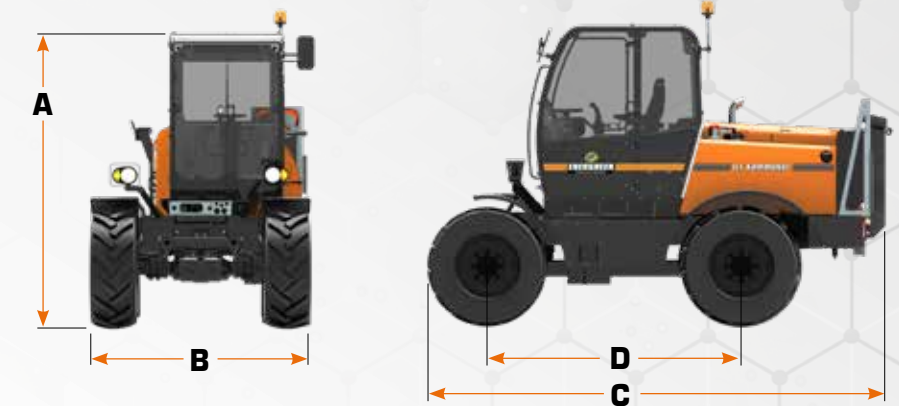
TRANSMISSION AND BRAKES

Transmission	Hydrostatic
Traction	4x4 (permanent)
Steering radius	7 ft
Tires	Standard: 445/65 R. 22,5
Speed variation	0 - 24 mph (continuous)
Manual gearbox	2 gears
Wheel alignment	Electronic control
Front axle	Fixed
Rear axle	Oscillating
Steering axles	2 steering axles
Axle block	Front 100%
	Rear 100%
Parking brake	Negative
Service brakes	6 discs for axle

SIZE AND WEIGHT

A Height	116 in
B Width	89* - 97** in
C Length	176 in
D Wheelbase	69 in
Peso (Without equipment)	14.374 lb
Peso (With equipment)	23.148 lb

* With Mitas tires 445/65 R 22.5
** With Alliance tires 600/50 R 22.5



HYDRAULIC SYSTEM

Pumps and motors in closed circuits	
High flow pump	Piston
Transmission pump	Piston
Pumps and motors in open circuits	
Arm movements	Gear
Brakes system	Gear
Steering system	Gear
Hydraulic distributor	Proportional
Hydraulic oil	Standard: ISOVG H46

TYRES

WIDE RANGE OF TYRES FOR EVERY TYPE OF USE; TYRES FOR WORKS BOTH OFF-ROAD AND ON THE ROAD

<p>STANDARD</p> <p>ROAD AND OFF-ROAD</p> <p>CONTINENTAL / MITAS MPT 445/65 R 22,5</p>	<p>OPTIONAL</p> <p>ROAD</p> <p>NOKIAN 460/65 R 24</p>	<p>OPTIONAL</p> <p>ROAD</p> <p>MICHELIN XF 445/70 18 R 19,5</p>	<p>OPTIONAL</p> <p>OFF-ROAD</p> <p>ALLIANCE 600/50 22,5 331 8 F offset - 25</p>
---	---	---	---

TYRES - ACCESSORIES - OPTIONAL



ILF KOMMUNAL

     **ENERGREENAMERICA.COM**



SELF-PROPELLED HYDROSTATIC MACHINES



Local dealership



ENERGREEN[®] *America*
Professional Machines 

ENERGREEN America · 1242 Nowell Dr · Augusta · GA 30901 · USA
Phone CA 510 593 3144 · Phone GA 706 945 2800
info@energreamerica.com · www.energreamerica.com

PROFESSIONAL MACHINES AND EQUIPMENT



ELUSD0700103 - 10/21 - © Energreen America 2021 - All rights reserved
Photo, technical and constructive characteristics subjected to modification without reporting requirement.